

Scaled data based on original data using
LM-79-08 Approved Method: Electrical and Photometric Measurements of Solid-
State Lighting Products

Test Report Prepared for
Cooper Lighting Solutions
(formerly Eaton)

Brand: McGRAW-EDISON

Report Number: P197750

Luminaire Tested: **TT-C1-LED-E1-5WQ-PM-MS/DIM**

Issue Date: 3/3/2020

Test Information

Test Method: LM-79-08
Report Number: P197750
TEST IS SCALED FROM IESNA LM-79-08 TEST DATA (P115468)
Test Lab: INNOVATION CENTER P2
Issue Date: 3/3/2020
Manufacturer: COOPER LIGHTING SOLUTIONS (FORMERLY EATON)
Product Line: MCGRAW-EDISON
Catalog Number: TT-C1-LED-E1-5WQ-PM-MS/DIM
Description: TOPTIER LED AREA/SITE LUMINAIRE
WIDE DISTRIBUTION WITH DIMMING OCCUPANCY SENSOR
Light Source: (168) 4000K CCT, 70 CRI LEDS
Ballast/Driver: ELECTRONIC DRIVER

Summary

Lumens per Lamp: N/A
Luminaire Lumens: 3542.4 lumens
Efficiency: N/A
Efficacy: 126.5 lumens/watt
Luminous Opening: Circular (Dia: 1.12' x H: 0')
IES Classification: Type V - Short - Semi-Cutoff
BUG Rating: B2 - U0 - G2

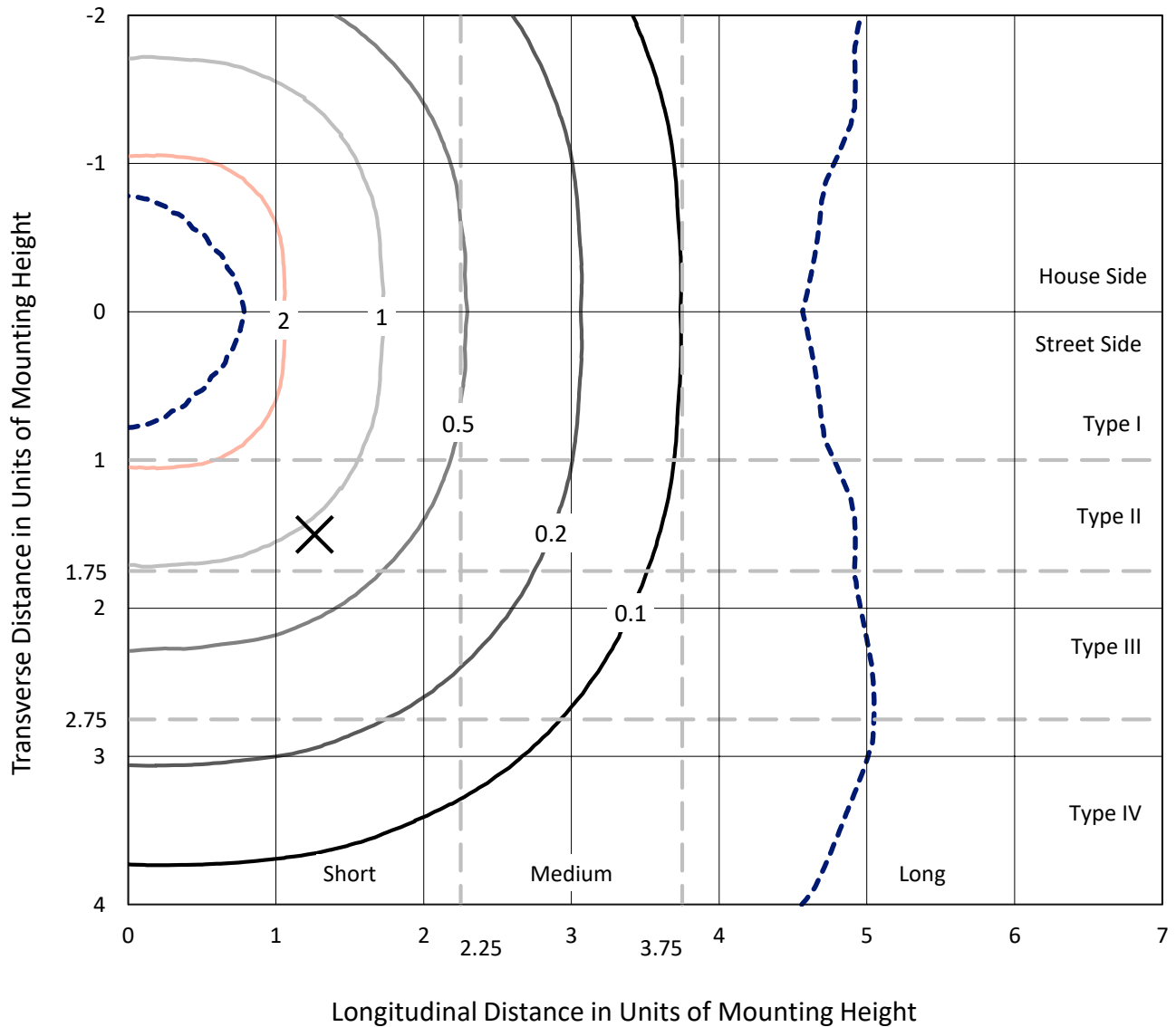
Input Watts (W): 28
Input Voltage (V): NR
Input Current (A_{in}): NR
Voltage Rise (V): NR
Power Factor: NR
Total Harmonic Distortion (THDi): NR
Frequency (hertz): 60
Stabilization Time: NR
Operation Time: NR
Ambient Temperature (°C): NR
Test Distance: 25 FT



REPORT NUMBER: P197750
 CATALOG NUMBER: TT-C1-LED-E1-5WQ-PM-MS/DIM

Iso-Footcandle Lines of Horizontal Illumination

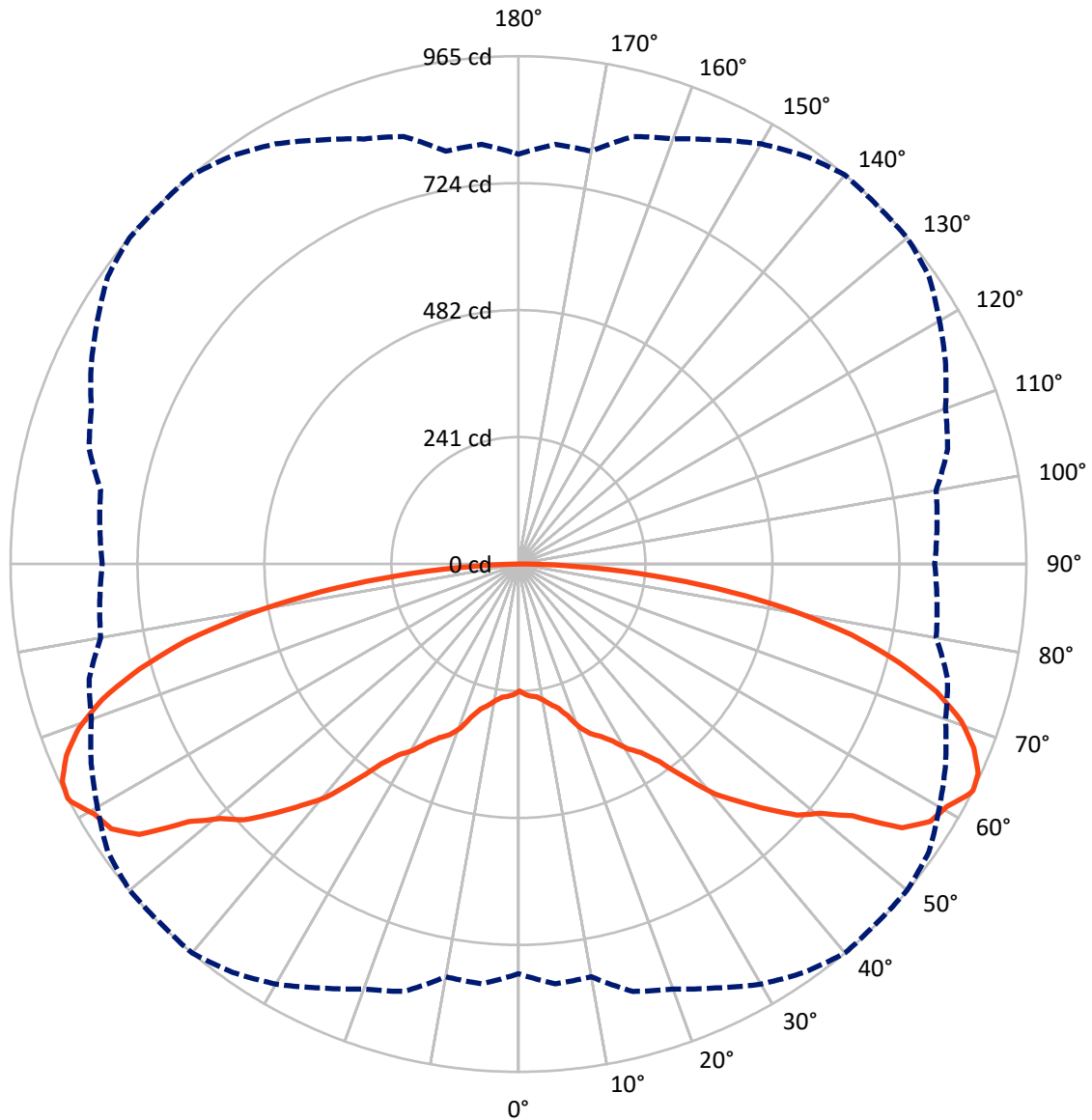
✕ Max cd
 - - - 1/2 Max cd



Based on 10 foot mounting height. Maximum calculated value = 2.7 fc
 Type V - Short - Semi-Cutoff

REPORT NUMBER: P197750
CATALOG NUMBER: TT-C1-LED-E1-5WQ-PM-MS/DIM

Luminous Intensity Polar Plot



— Vertical Plane Through 40-Deg Lateral - - - Horizontal Cone Through 63-Deg Vertical

REPORT NUMBER: P197750

CATALOG NUMBER: TT-C1-LED-E1-5WQ-PM-MS/DIM

FLUX DISTRIBUTION:

		Downward	Upward	Total
House Side	Lumens	1771.2	0.0	1771.2
	% Fixture	50.0	0.0	50.0
Street Side	Lumens	1771.2	0.0	1771.2
	% Fixture	50.0	0.0	50.0
Total	Lumens	3542.4	0.0	3542.4
	% Fixture	100.0	0.0	100.0

Coefficient of Utilization

ZONAL LUMENS:

Zone	Lumens	% Fixture
0°-10°	24.3	0.7
10°-20°	82.8	2.3
20°-30°	168.2	4.7
30°-40°	290.0	8.2
40°-50°	488.5	13.8
50°-60°	719.3	20.3
60°-70°	855.4	24.1
70°-80°	692.4	19.5
80°-90°	221.5	6.3
90°-100°	0.0	0.0
100°-110°	0.0	0.0
110°-120°	0.0	0.0
120°-130°	0.0	0.0
130°-140°	0.0	0.0
140°-150°	0.0	0.0
150°-160°	0.0	0.0
160°-170°	0.0	0.0
170°-180°	0.0	0.0
0°-90°	3542.4	100.0
0°-180°	3542.4	100.0



REPORT NUMBER: P197750

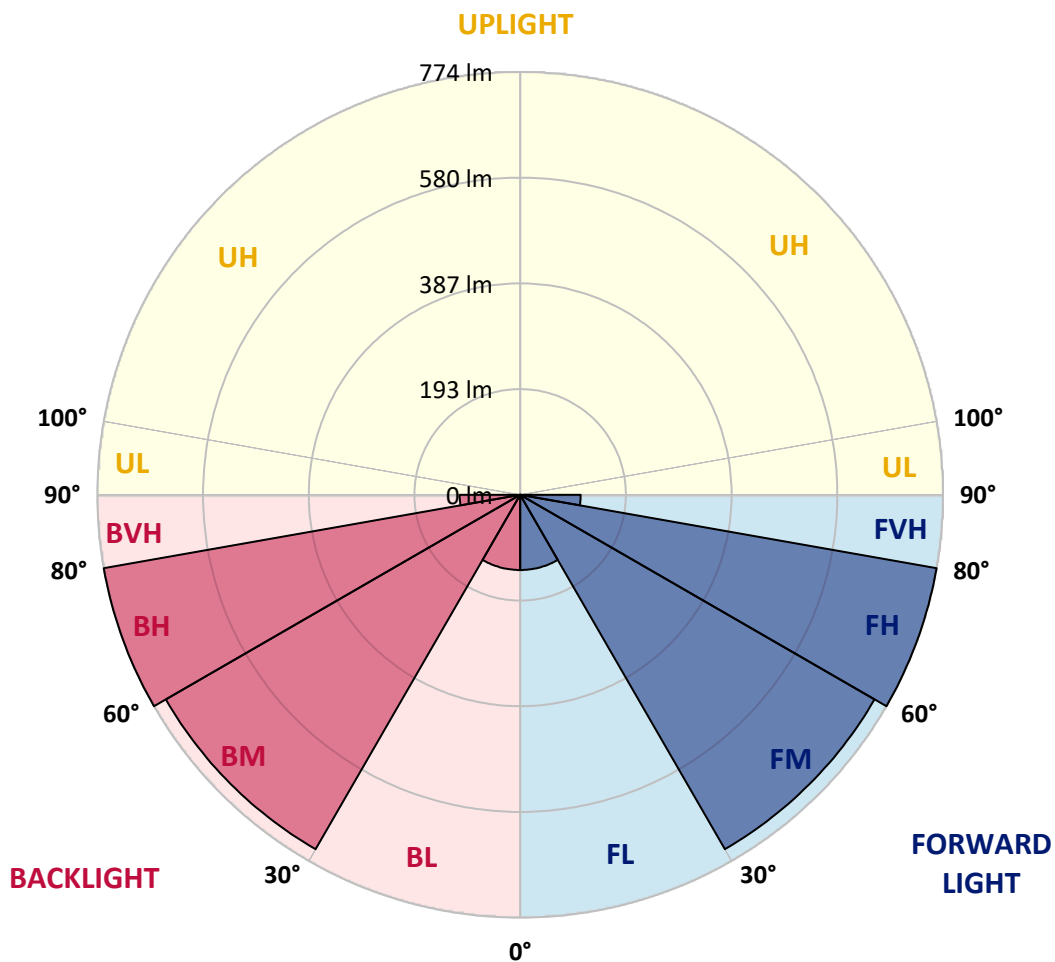
CATALOG NUMBER: TT-C1-LED-E1-5WQ-PM-MS/DIM

LUMINAIRE CLASSIFICATION SYSTEM LUMEN TABLE AND BUG RATING:

Zone	Lumens	% Fixture	Zone Rating/Lumen Limit		
			B	U	G
FL (0°-30°)	137.7	3.9			
FM (30°-60°)	748.9	21.1			
FH (60°-80°)	773.9	21.8			G1/1800
FVH (80°-90°)	110.8	3.1			G2/225
BL (0°-30°)	137.7	3.9	B1/500		
BM (30°-60°)	748.9	21.1	B1/1000		
BH (60°-80°)	773.9	21.8	B2/1000		G1/1800
BVH (80°-90°)	110.8	3.1			G2/225
UL (90°-100°)	0.0	0.0		U0/0	
UH (100°-180°)	0.0	0.0		U0/0	

BUG Rating: B2-U0-G2

Type V Short





REPORT NUMBER: P197750
 CATALOG NUMBER: TT-C1-LED-E1-5WQ-PM-MS/DIM

CANDELA DISTRIBUTION (FULL):

	0°	5°	10°	15°	20°	25°	30°	35°	40°	45°	50°
0°	241.2	241.2	241.2	241.2	241.2	241.2	241.2	241.2	241.2	241.2	241.2
2.5°	248.7	248.7	248.7	248.7	248.7	248.7	248.0	248.7	248.0	248.0	248.0
5°	253.5	253.5	253.5	253.5	252.9	252.9	252.2	252.2	252.2	251.5	252.2
7.5°	255.6	255.6	255.6	255.6	254.9	254.9	254.9	254.9	254.9	254.9	254.9
10°	260.4	260.4	261.1	261.8	263.1	263.1	263.1	263.8	263.1	263.1	263.1
12.5°	270.7	270.0	271.4	272.7	274.1	274.7	274.7	274.7	274.1	274.1	274.7
15°	285.0	283.7	284.3	285.0	285.7	286.4	286.4	285.7	284.3	284.3	284.3
17.5°	303.5	301.5	300.8	300.1	300.1	301.5	302.8	302.2	302.8	302.2	302.8
20°	325.5	324.1	324.1	324.1	324.8	327.5	330.2	331.6	330.9	329.6	331.6
22.5°	339.8	340.5	344.0	343.3	342.6	345.3	348.7	351.5	350.1	348.1	349.4
25°	355.6	355.6	360.4	362.5	360.4	360.4	361.8	363.8	362.5	361.1	362.5
27.5°	373.4	373.4	375.5	377.5	376.1	376.1	378.2	381.7	381.0	380.3	381.0
30°	394.6	391.9	389.9	393.3	396.7	397.4	399.5	404.9	406.3	405.6	407.0
32.5°	414.5	410.4	411.8	413.8	421.4	424.1	423.4	427.6	426.9	424.8	427.6
35°	433.7	438.5	441.2	445.4	448.1	451.6	451.6	459.1	460.5	458.4	460.5
37.5°	470.8	472.8	480.4	481.0	484.4	497.5	498.8	509.1	514.6	511.8	512.5
40°	521.4	520.7	526.3	534.5	541.3	557.7	562.6	569.4	574.2	572.2	574.9
42.5°	562.6	557.1	561.2	579.0	586.5	598.9	605.0	608.5	617.4	614.6	618.1
45°	592.0	594.0	599.6	617.4	622.1	632.4	646.8	653.0	664.6	661.2	663.3
47.5°	620.8	630.4	635.2	643.4	658.4	672.2	690.0	696.1	712.6	711.2	709.2
50°	658.4	666.0	671.5	677.6	698.2	720.8	735.9	738.6	744.2	740.0	746.9
52.5°	698.9	698.2	703.0	720.1	748.9	757.8	770.9	783.2	794.8	799.0	794.8
55°	752.4	735.2	755.1	779.8	792.1	813.3	844.9	862.0	884.6	888.0	881.2
57.5°	774.3	774.3	794.8	809.2	831.8	869.5	903.1	911.3	922.9	916.8	923.6
60°	771.6	797.6	797.6	822.9	859.9	893.5	905.8	919.5	935.3	934.6	934.6
62.5°	775.0	800.3	793.4	837.3	859.9	887.3	914.7	940.1	962.0	961.3	960.6
63°	778.4	800.3	796.2	840.7	859.2	888.7	921.6	946.9	964.8	963.4	964.1
65°	788.7	782.5	807.2	835.3	856.5	900.4	927.8	947.6	959.9	959.2	959.2
67.5°	769.5	755.1	790.1	801.0	841.4	880.5	901.7	924.3	933.2	933.2	931.8
70°	710.6	716.7	740.7	758.5	799.6	834.6	852.4	881.2	892.1	892.1	891.5
72.5°	650.9	661.2	677.6	703.0	742.0	769.5	790.7	816.8	831.1	830.4	830.4
75°	574.9	584.5	603.6	627.7	661.9	688.6	705.7	730.4	746.9	753.1	746.2
77.5°	489.3	492.0	509.8	534.5	564.6	583.1	609.2	633.1	646.8	646.1	644.1
80°	385.1	388.5	403.6	431.6	448.1	470.1	494.0	507.1	518.7	518.7	517.3
82.5°	265.8	273.4	288.5	307.0	324.1	343.3	356.3	369.3	378.9	378.2	376.1
85°	150.0	153.5	167.9	179.6	192.5	204.9	213.8	222.0	230.2	230.2	228.8
87.5°	45.2	40.4	48.6	53.5	60.3	66.4	70.6	78.8	84.3	78.1	78.1
90°	0.0	0.0	0.0	0.0	0.0	0.0	0.0	0.0	0.0	0.0	0.0



REPORT NUMBER: P197750

CATALOG NUMBER: TT-C1-LED-E1-5WQ-PM-MS/DIM

CANDELA DISTRIBUTION (continued):

	55°	60°	65°	70°	75°	80°	85°	90°
0°	241.2	241.2	241.2	241.2	241.2	241.2	241.2	241.2
2.5°	248.7	248.7	248.7	248.7	248.7	248.7	248.7	248.7
5°	252.2	252.9	252.9	253.5	253.5	253.5	253.5	253.5
7.5°	254.9	254.9	254.9	254.9	255.6	255.6	255.6	255.6
10°	263.1	263.8	263.1	263.1	261.8	261.1	261.1	261.1
12.5°	274.7	275.4	275.4	274.1	272.7	271.4	270.7	270.0
15°	285.7	287.8	286.4	285.7	284.3	285.0	285.0	285.7
17.5°	302.8	303.5	301.5	300.1	299.4	300.8	302.2	302.8
20°	332.3	330.9	326.9	325.5	324.1	324.1	325.5	325.5
22.5°	350.8	347.4	344.7	343.3	343.3	343.3	341.2	338.5
25°	363.8	361.8	359.7	361.1	362.5	360.4	355.6	354.9
27.5°	381.7	377.5	376.8	376.1	376.8	375.5	374.8	372.1
30°	404.9	399.5	398.1	396.7	392.6	391.3	392.6	394.6
32.5°	426.9	423.4	424.8	422.0	414.5	411.8	413.1	412.5
35°	458.4	452.3	452.3	446.7	444.7	444.0	438.5	433.7
37.5°	508.4	500.2	498.2	485.8	480.4	481.7	474.2	468.7
40°	569.4	563.3	557.7	544.1	536.5	526.9	522.1	522.1
42.5°	609.8	605.7	598.2	588.6	580.4	563.9	557.7	561.2
45°	654.4	648.9	633.1	623.5	616.0	604.3	597.5	590.7
47.5°	699.6	692.1	673.6	661.2	643.4	639.9	632.4	622.8
50°	739.3	736.6	723.5	703.0	680.4	674.9	668.0	659.1
52.5°	788.0	771.6	760.6	751.7	726.3	708.5	698.9	703.0
55°	867.4	846.9	818.8	790.7	785.2	764.0	740.0	753.1
57.5°	913.3	901.7	880.5	836.0	814.0	799.6	783.9	772.2
60°	924.3	903.1	898.3	864.7	829.8	799.6	805.8	778.4
62.5°	945.6	916.8	890.1	863.4	842.1	801.0	799.6	785.2
63°	952.4	923.6	895.5	863.4	844.2	805.8	798.3	790.7
65°	951.0	926.4	905.1	863.4	834.6	819.5	782.5	799.6
67.5°	925.0	904.4	879.8	851.0	803.0	791.4	765.4	768.8
70°	883.2	856.5	833.2	806.5	768.1	741.3	725.6	712.6
72.5°	818.1	794.1	769.5	744.8	710.6	678.3	667.4	653.0
75°	731.8	708.5	685.9	662.6	630.4	601.6	590.0	579.7
77.5°	633.1	613.2	581.1	559.1	540.6	509.8	498.8	487.9
80°	505.0	495.4	472.1	443.4	433.7	403.6	395.3	381.0
82.5°	367.2	357.6	339.1	319.3	307.7	291.9	278.2	268.6
85°	224.1	213.8	204.2	186.4	179.6	167.9	156.9	151.5
87.5°	80.9	72.6	65.1	56.8	52.8	44.5	43.2	39.0
90°	0.0	0.0	0.0	0.0	0.0	0.0	0.0	0.0

(END OF REPORT)